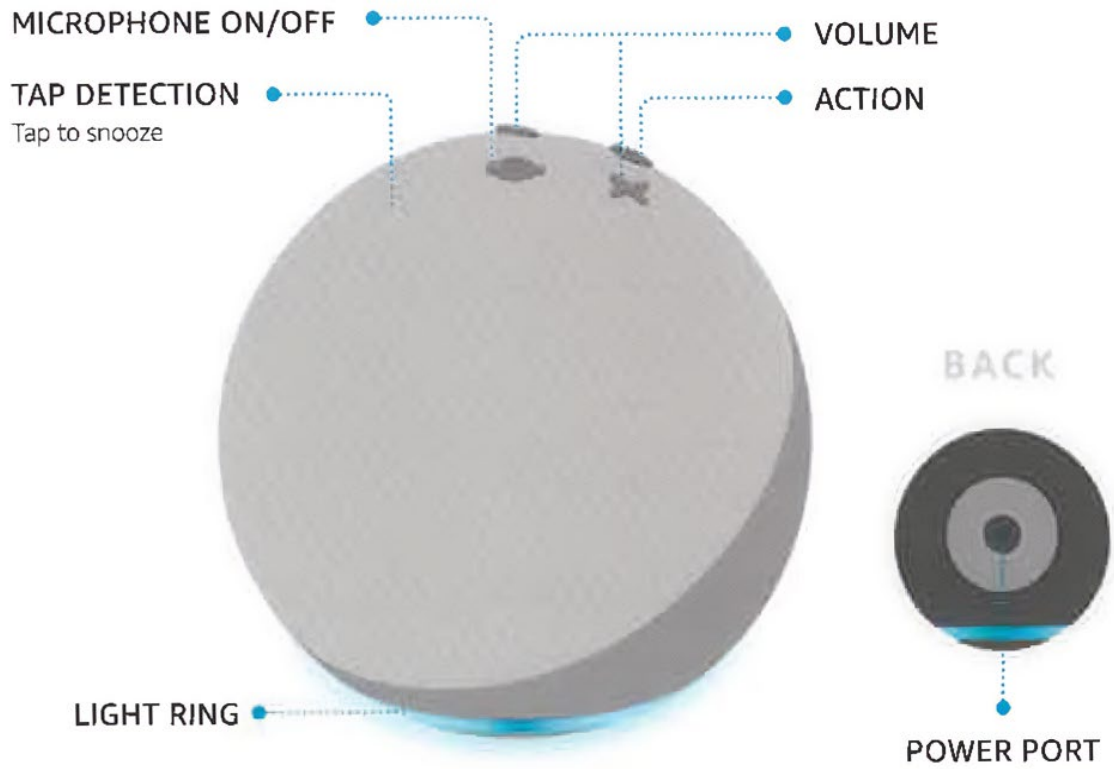


**Hello  
Hola  
Bonjour**

echo dot

**Amazon Echo Dot  
LARGE PRINT  
INSTRUCTIONS**

# MEET YOUR ECHO DOT



**Also included:** power adapter

1 English

# SET UP YOUR ECHO DOT



## 1. DOWNLOAD THE ALEXA APP FROM YOUR APP STORE

Log in with an existing Amazon account username and password or create a new account.

**Note:** Be sure to turn on your phone's Bluetooth capability and have your wifi password ready.




## 2. PLUG IN YOUR ECHO DOT

Use the included power adapter. A blue light ring will spin around the bottom of the device. In about a minute, Alexa will tell you to complete setup in the app.



## 3. FOLLOW SETUP IN THE APP

If you aren't prompted to set up your device after opening the Alexa app, tap the More  icon to add your device manually.

The app helps you get more out of your Echo Dot. It's where you set up calling and messaging, and manage music, lists, settings, and news.

For help and troubleshooting, go to [Help & Feedback](#) in the Alexa app or visit [amazon.com/devicesupport](https://amazon.com/devicesupport).

## LEARN ABOUT THE LIGHT RING

By default, Alexa doesn't begin listening until your Echo device hears you say, "Alexa."



### BLUE

Alexa is now listening.



### RED

Microphone is off.  
Alexa can't hear you.



### ORANGE

Your device is in setup mode or is trying to connect to the Internet.



### PURPLE

Your device is in Do Not Disturb mode.  
During initial device setup, purple shows if there are Wi-Fi issues.



### YELLOW

You have a new notification. Say "Alexa, read my notifications," or check the Alexa app.



### GREEN

You have an incoming call. Say "Alexa, answer the call."

# PRIVACY AND SUPPORT



## PRIVACY CONTROLS

Turn the microphones off by pressing the microphone on/off button. See when Alexa is recording and sending your request to Amazon's secure cloud via a blue indicator light.



## MANAGE YOUR VOICE HISTORY

You can view and delete the voice recordings associated with your account in the Alexa app at any time. To delete your voice recordings, try saying,

*"Alexa, delete what I just said."*

*"Alexa, delete everything I've ever said."*



## GIVE US YOUR FEEDBACK

Alexa is always getting smarter and adding new skills. To send us feedback about your experiences with Alexa, use the Alexa app, visit [amazon.com/devicesupport](https://amazon.com/devicesupport), or say, *"Alexa, I have feedback."*

You have control over your Alexa experience. Explore more at [amazon.com/alexaprivacy](https://amazon.com/alexaprivacy) or [amazon.ca/alexaprivacy](https://amazon.ca/alexaprivacy).

## THINGS TO TRY WITH ALEXA

Start by asking, *"Alexa, what can you do?"*

You can also stop a response at any time by saying, *"Alexa, stop."*



### GET THE FORECAST

*"Alexa, what's the weather this weekend?"*

*"Alexa, is it going to rain?"*



### LISTEN & UNWIND

*"Alexa, play top hits."*

*"Alexa, play the news."*

*"Alexa, volume up."*

*Some features may require customization in the Alexa app, a separate subscription, or an additional compatible smart home device. Certain skills and services may not be available in all languages.*

*You can find more examples and tips in the Alexa app.*

## DO MORE WITH ALEXA



### KEEP THE FAMILY IN SYNC

*"Alexa, call mom."*

*"Alexa, announce dinner is ready."*



### CONTROL YOUR SMART HOME

*"Alexa, turn on the lamp."*

*"Alexa, turn up the thermostat."*




### MANAGE YOUR DAY

*"Alexa, set a 5-minute timer."*

*"Alexa, start my day."*

*"Alexa, reorder paper towels."*





©2022 Amazon.com, Inc. or its affiliates. Amazon, Alexa, Echo, and all related marks are trademarks of Amazon.com, Inc. or its affiliates.

